

2 AESSEAL® Named Winner of UK Excellence Award

3 AESSEAL® Plan 75 Leakage Detection Unit

Sonatrach Visits AESSEAL® to Review Dry Gas Seal Test Facilities

4 The True Cost of Plan 32 TUP200 Launch

5 AESSEAL® Delivery Statistics

6 PED - Non Compliance Go Straight to Jail

7 AESSEAL® Receives EIL Approval

8 LabTecta™ Type STAX

9 Refurbishment of Dry Gas Seals - Sales 'Lift Off'

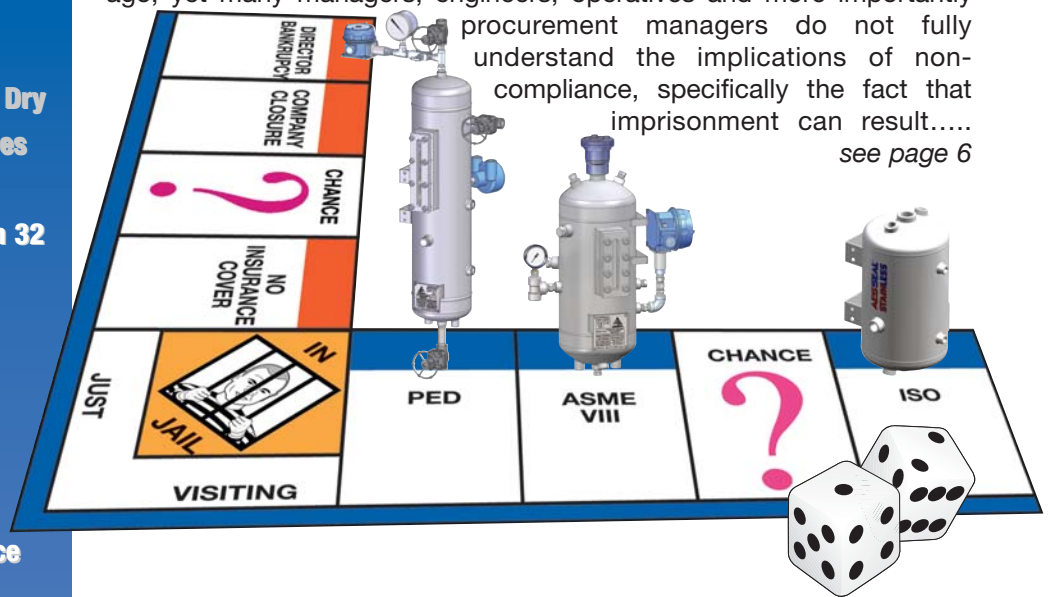
10 AESSEAL® Malaysia Case Studies

Engineered Sealing Systems Division

11 Seal Cooling - Cooling Tower Issues & Losses

PED - Non compliance Go straight to Jail, do not pass GO

The Pressure Equipment Directive (PED) came into effect over a decade ago, yet many managers, engineers, operatives and more importantly procurement managers do not fully understand the implications of non-compliance, specifically the fact that imprisonment can result..... see page 6



Refurbishment of Dry Gas Seal Sales 'lift off'

The compressor dry gas seal (DGS) repair section is going from strength to strength. The commissioning of an additional dynamic test facility combined with the introduction of specialist processing equipment has brought about a significant increase in the throughput of DGS repairs. The ever expanding reference list now covers a very wide range of DGS types, applications, sizes and operational duties.

The AESSEAL® DGS team has ensured that the company's commitment to customer service and innovative technology has been applied to dry gas seals. All enquiries for dry gas seals are dealt with promptly, quotations are competitive and lead-times short. In addition the level of after sales service and technical documentation is unrivalled. See page 9

UK Excellence Awards
Winner 'best of the best'



AESSEAL® is named as Winner of the Prestigious UK Excellence Award



At the UK Excellence Awards held on Thursday 22nd October, AESSEAL® was announced as the winner of the prestigious UK Excellence Award (UKEA). Jonathan Wilkinson (Chief Operating Officer) and Jamie Thums (Head of Excellence) received, on behalf of the Company, the accolade which was presented by the Princess Royal.

In terms of the comprehensive and rigorous nature of the assessment, the Excellence Award is the highest accolade to be gained in the UK. The Award is only bestowed on those organisations which demonstrate the highest level of excellence against the renowned EFQM Excellence Model.

AESSEAL® has been using the Model since 2001 as a high-level mechanism to review and benchmark performance and to help fuel continuous improvement.

So why does AESSEAL® pursue Excellence and the Model so rigorously? In order to grow market share, the company believes that it has to continuously improve at a faster rate than its competitors. By continually delighting its stakeholders this strategy

moves the Company closer to its Primary Corporate Objective of becoming the world's Number One mechanical seal manufacturer.

Below is a summary of some of the Company's credentials.:

- Compound sales growth of 20%
- 99% Customer Satisfaction rate
- Nearly 60% of the UK workforce has over 5 years' service (despite increasing headcount)
- Robust global Management System certified to ISO 9001 (Quality Standard) ISO 14001 (Environmental Standard) OHSAS 18001 (Occupational Health and Safety Standard) and Investor in People
- Circa 7% of sales are invested in Research and Development
- Award winning and comprehensive commitment to Sustainable Development and Corporate Social Responsibility
- Climate Change Champion and Platinum Status in the Business In the Community Environmental Index (Yorkshire and Humber Region)
- A multi-award winner which includes numerous awards from the stakeholders that matter most –the Company's customers

For more information email: marketing@aesseal.co.uk.

Abu Dhabi Oil & Gas Reliability Conference



On the 7th October, the AESSEAL Middle East team together with Al Sagar (AESSEAL® Distributor in Abu Dhabi) hosted a Best Practice Reliability Conference at the Intercontinental Hotel, Abu Dhabi. The event was well received and attracted over 40 attendees from all around the region.


Don van Rooyen, AESSEAL United Arab Emirates Regional Manager was very pleased with the response after the conference. He said, "there is little doubt that the area is crying out for reliability focused solutions. The feedback and leads from the Conference have been overwhelming at times".

For further information e-mail: donvr@aesseal.co.za

Plan 75 Leakage Detection Unit

The AESSEAL® Leakage Detection Unit (LDU) is suitable for Plan 75 applications, specifically for leakage of process liquid from the inboard seal of a dual containment seal, which is directed to a liquid collector.

The LDU (pictured right) can also be used with Plan 72 (with a buffer gas) or with Plan 71 (without buffer gas). The 45 bar (652 psi), 15 litre (4 US Gals) stainless steel system is designed to the ASME VIII Div 1 2007, 2008a – (NOT U STAMPED) and PED 97/23/EC codes. For further information contact Mark Page, (email: mark.page@aes seal.co.uk)



Sonatrach Visits AESSEAL® to review the Dry Gas Seal Test Facilities

As part of the ongoing contract to supply Compressor Dry Gas Seals and high duty 'wet' seals and systems, a technical review delegation from Sonatrach (Algeria) visited The Global Technology Centre at Mill Close. The visit lasted three days and covered a full technical review with witness testing of the various seal designs and systems.

To date AESSEAL® has supplied two off 7.625" dry gas seals and fitted these to a Nuovo Pignone pipeline compressor. In addition several sets of 90mm and 95mm CFC dual seals have been supplied and fitted to LPG pipeline pumps. The systems for the CFCs are

modified plan 52 arrangements. These are based on AES-15™ vessels with fin tube coolers and are connected to a vent stack.

The Sonatrach contract is the start of a venture that includes the supply of detection devices plus site service assistance, not only for fitting and commissioning seals, but also to enable Sonatrach to repair its own seals in the future.

from left to right: Chris Carmody - AESSEAL plc, Abderrahmane Sahli, Hadi Rahal, Chems Eddine Yahou, Maamar Kelbit and Mohamed Hammouda - Sonatrach, and Bernard Salengros - AESSEAL NA. June 2009



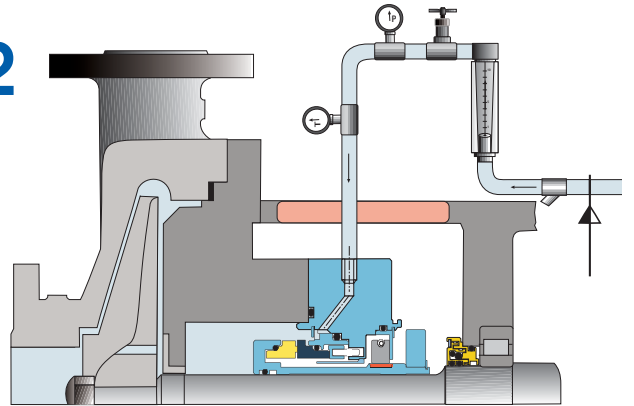
The True Cost Of Plan 32

Flush Plan 32 (right) is often used to improve the reliability of seals in refinery bottoms / residue and similar applications. Clean fluid from an external source is used to flush the seal chamber to exclude solids or contaminants, and to reduce the temperature at the seal. It is also used to reduce flashing or air intrusion (in vacuum services) across the seal faces. Flush rates are high, typically 12 litres per min per seal. To visualize the volume of liquid being used, the flow rate is similar to forecourt petrol pumps used at vehicle filling stations.

Typically the flush fluid would be a light cycle oil or Naphtha type product. On earlier stages of the refinery process the flush fluid may be recovered in downstream processes. The process is, however, extremely wasteful. Energy is consumed to produce a refined product, used as the flush fluid, which is then mixed with the residue that has very low value. More energy will then be required in the reboilers to recover the flush fluid.

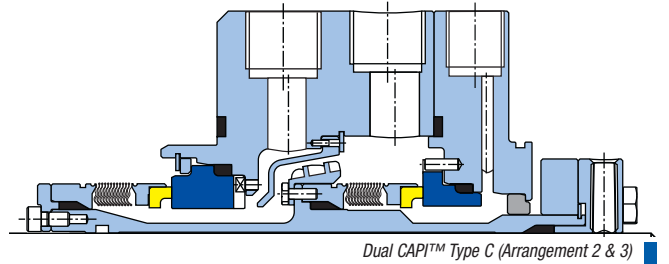


In later processes (such as the coker unit) the flush oil is not recovered. This is a total loss to the refinery as it could have converted the flush fluid to a saleable product, such as gasoline or diesel, and sold it for a profit. A refinery reported that the cost of the flush fluid on two pumps exceeded \$1million (£600K/€675K).




Sometimes the residue is used for the production of heavy fuel oil. If the residue, however, is used to produce bitumen or asphalt then the energy content (or calorific value) of the refined flush fluid is lost – forever. This precious resource is effectively squandered.

Dual Seals such as the AESSEAL® CAPI™ Type C are increasingly used throughout the globe to reduce the losses associated with Plan 32. Dual Seals used in conjunction with Plan 54 or 53 offer a significantly lower cost of ownership. The investment for upgrading to such seal arrangements is often paid back in weeks. Insurance premiums are also reduced as the secondary containment of high temperature Hydrocarbons provides a greater level of safety.



Oil & Gas Top up Trolley - TUP100/TUP200



The TUP100 and TUP200 (left) are 100 litre (26 US galls) and 200 litre (53 US galls) mobile barrier fluid Top Up Trolleys. They are offered in Stainless Steel to suit the vast majority of industrial applications.

The TUP100 and TUP200 come with 6m (20ft) of hydraulic flexible hose and include a hand pump and instrumentation pack that is rated to 42bar (610 psi). The units are primarily designed to satisfy the needs of the Oil and Gas industry.

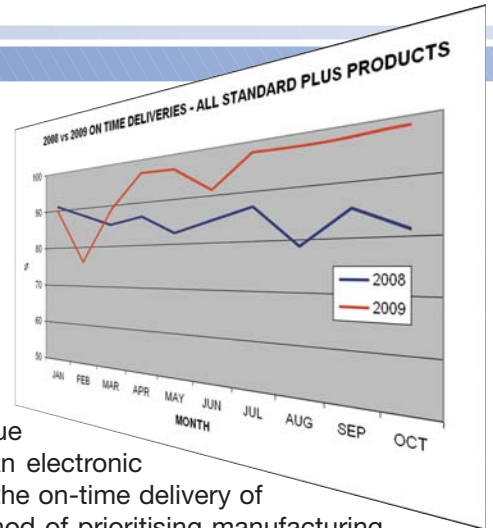
At the time of issuing this document, several TUP200 units have been supplied to OEMs and End Users for the Oil and Gas industry. The units are held in inventory in Rotherham. For further information, contact Mark Page (email: mark.page@aes seal.co.uk)

AESSEAL® Delivery Statistics

On-time delivery for the standard product range of AESSEAL® has remained consistently above its target of 96%. AES identified, however, that an area requiring extra focus was the delivery time for standard plus products which, by their nature, involve the production of unique seal parts.

The subsequent improvement in standard plus on-time deliveries has been due to several factors including the use of live “work to” lists, which provide an electronic priority listing for efficient scheduling of jobs. Similarly, the improvement in the on-time delivery of standard plus LabTectas is a result of a re-assessment of the existing method of prioritising manufacturing orders, so that the most urgent jobs are clearly highlighted and the workshop lists more logically sequenced.


About a year ago, AESSEAL® commissioned its Hydrocarbon Machine Cell. This has resulted in dramatically reduced lead times on the manufacture of CAPI™ parts. Also, the introduction of Seiki systems has allowed better tracking of production hours on jobs which in turn has led to greater efficiency. Finally, at the end of 2008, AESSEAL® management analysed the reasons why an order may become overdue, and made each and every department accountable if a promised ship date to a customer was not met. This focus meant that staff at every level began taking greater responsibility for ensuring that promised shipment dates were met. As a result of this and the aforementioned factors, the on-time delivery figures for standard plus products have remained consistently above the 91% target for the last 7 months of 2009, as the graph above shows.



AESSEAL® Competitive Advantage for the Oil and Gas industry

Over the last decade, AESSEAL® has developed a range of innovative and affordable solutions for the Oil and Gas Industry. Many of the unique and best practice concepts of AESSEAL® are considered by many as common sense. These “common sense” concepts have now been summarized into wall chart posters, which detail customers’ strategic and operational issues. These can be addressed by the innovative AESSEAL® technology.

In October 2009, AESSEAL® extensively upgraded its seal support systems’ “big red” book (left). The book now incorporates many of the latest Oil and Gas System developments that have added significant value in end user applications around the world.



In November 2009, AESSEAL® completed its “Guide to Seals and Systems used in Refinery Applications” booklet (left).

Following many years of work and consultation, this booklet maps the generic processes commonly found in most refineries and provides best practice sealing recommendations for the applications.

These recently created publications summarize AESSEAL's wealth of knowledge and solutions for the Oil and Gas markets. They illustrate how AESSEAL® applies innovation to achieve and explain competitive advantage, instead of following “sheep-like” product design concepts that have changed little since the 1950s.

Understanding PED will lead to a safer operation

The Pressure Equipment Directive (PED 97/23/EC) came into force in November 1999. It is European legislation covering pressure equipment operating at above 0.5bar (7.25psi). The Pressure Equipment Regulations 1999 implemented PED 97/23/EC and from May 2002 pressure equipment and assemblies, placed on the market and put into service in the United Kingdom, must comply with the PER.

PED is applicable and enforceable throughout the European Economic Area or EEA. The EEA is made up of all of the EC member states plus Iceland, Norway and Liechtenstein. Increasingly, many countries outside Europe are now embracing PED as their default specification for pressure containing devices.

The PED's aim is to ensure pressure equipment is safe. It covers design, manufacture, testing, marking and labelling instructions as well as materials essential for safety reasons. Failure to comply with the PED incurs different penalties and prosecutions for each PED member state. The PED was transposed into UK law by the Pressure Equipment Regulations (PER). Failure to comply with the PER means the following:

- Equipment which does not comply cannot legally be placed on the market or put into service in the UK or the European Community or EEA.
- The possibility of prosecution and penalties on conviction of a fine or imprisonment or both.

What other issues may result through PED - non compliance?

PED's aim is to ensure pressure equipment is safe. Essentially, it is designed to reduce the amount of near misses, minor or serious injuries. Reducing and eliminating health and safety issues is typically at the front of all companies agendas, therefore compliance to PED has to be synergic for the business goals.

Clearly, PED - non compliance will create a whole host of issues for you and your company. As an example, take company insurance. If your vessels are not PED compliant, then it is highly likely that your company operations are not fully insured. In the event of an industrial accident or fatality, on top of the clear human distress such events cause, an un-insured operation will place the company's future and very survival at stake.

Plant health and safety is the responsibility of every employee and company stakeholder. PED understanding and compliance is therefore an

essential element of an employee's "tool-kit". PED compliance is one of many procedures to help reduce plant health and safety incidents. Another, of worthy note, is that personnel should ensure all plant alarm systems are active and frequently tested. The analogy to this is frequent checking of your smoke alarms in your home. Many of us know we need to check them, but the reality is that few of us actually have structured regimes to do so. The bottom line is that you don't realise how much you need such systems until you need them.

Are your vessels compliant with the PED?

Ask the following questions of your pressure vessel manufacturer:

- Does my vessel carry the CE mark? This should be fixed permanently to the vessel.
- Does my vessel have full material traceability for all pressure containing parts through all stages of manufacture?
- Have the welds been carried out by a qualified person?
- Do I have design calculations to ensure my vessel can operate at its intended pressure / temperature limits?
- Has my vessel been properly designed taking all relevant factors into account in order to ensure that the equipment will be safe throughout its intended life?
- For category II, III and IV vessels, have the procedures been approved by a notified body?

If the answer to any of these questions is "NO", then the vessel is not PED compliant and, under UK law, you could be fined and imprisoned. Other member states of the EC have similar penalties. Even more serious than this, your actions, or lack of them, are endangering the health and safety of your colleagues and company stakeholders.

Assembly and Component CE Marking Understand the difference!

Many components can be procured as individual items with CE markings and certification. This does not mean that the assembly, in which they belong, is automatically CE certified.

The best example of this is where an accumulator has been purchased from a reputable PED compliant source and correctly bears the CE mark. With respect to a Category II or III Seal Support System of an item

of Rotating Equipment, not only does the pressure vessel need to be CE marked as well as all the instrumentation, but the whole system must also be CE marked as an Assembly.

In practice this means that individual components carry a CE mark and the assembly also carries a CE mark. So in the case of an accumulator which correctly carries a CE mark which then becomes a component in an assembly, then the assembly will carry a CE mark and the systems will have two CE marks or more. The supplier of the system is duty bound in law to CE mark the assembly and failure to do so is in breach of PED. If the whole system assembly has not been assessed and certified by an appropriate body, then the system is NOT PED compliant thereby incurring the relevant member state penalties.

A further aspect of PED qualifying a “system” is to ensure that ALL materials that are pressure bearing have their materials of construction traceable back to the mill certification. In summary it is clearly very easy

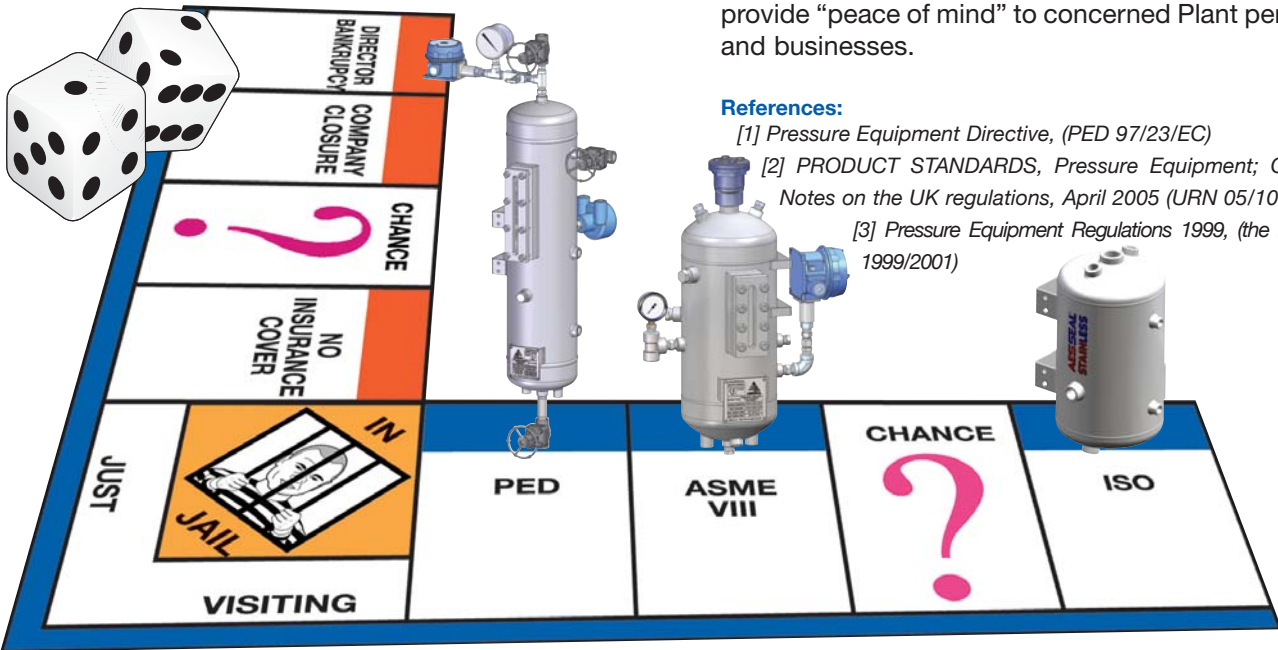
for a Manager, Procurement Officer, Engineer or Operator to get lost in the pages and pages of legislation and guidance of the PED and PER specifications. This text is not designed to replace those documents and concerned parties are clearly advised to read and understand them.

What is very relevant however is the fact that PED is law in many countries and as such, non-compliance is punishable under law. Just because a group of components are individually CE marked, does not mean the System in which they belong is CE certified.

AESSEAL® is understood to be the only global mechanical seal and seal support system manufacturer that supplies CE certified system assemblies without the use of third party sources. AESSEAL® at its Global Technology Centre is certified to Module D, B1 and H1 and its subsidiaries are certified to module D. Module H1 is the highest level of certification in PED and covers AESSEAL® up to and including Category IV systems. This fact should provide “peace of mind” to concerned Plant personnel and businesses.

References:

- [1] Pressure Equipment Directive, (PED 97/23/EC)
- [2] PRODUCT STANDARDS, Pressure Equipment; Guidance Notes on the UK regulations, April 2005 (URN 05/1074)
- [3] Pressure Equipment Regulations 1999, (the PER – SI 1999/2001)



AESSEAL® Receives EIL Approval

EIL (Engineers India Ltd.) is probably the foremost consulting body in operation in India today. Practically all major Oil and Gas projects in India and many in North Africa as well as the Far and Middle East require supplies to be approved by EIL before they will be allowed to participate in the tendering process.

Clearly, getting EIL approval is a rigorous process, involving technical presentations, capability audits and site visits.

from left to right: M Patel, G K. Pandey, K Nageswararao, David Owen and Yogesh S. Walimbe

In September 2009, AESSEAL® gained EIL approval.



Case Reference: LabTecta™ type STAX

In June 2009 Total Raffinaderij Nederland (TRN) asked AESSEAL® to install LabTecta™ type STAX bearing seals in one of its steam turbines without making modifications to the existing equipment. It is a known



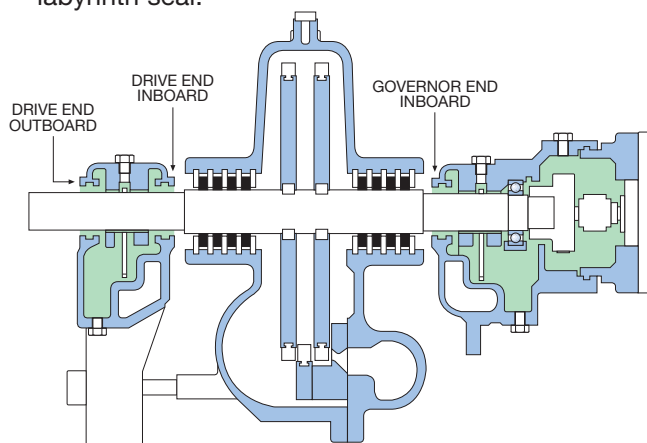
fact that as soon as the internal split carbon rings start to wear, the high pressure and high velocity steam in turbines goes directly to the bearings and the bearing seals. Traditional labyrinth seals have proved to be ineffective in many such cases.

OEM Equipment brand : Worthington Turbodyne SA
 Machinery type : Steam Turbine
 Turbine Power : 350 kW
 Shaft speed : 2970 rpm (max. 3267 rpm)
 Shaft diameter : 3" (76.2 mm)

Construction of the turbine:

The two ends are:-

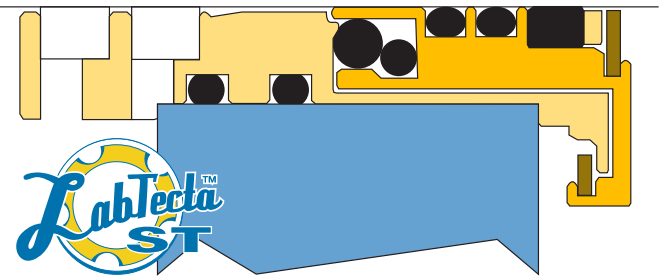
- Drive End provided with sleeve bearing and two traditional metallic labyrinth seals.
- Governor End provided with sleeve bearing and radial roller bearing and one traditional metallic labyrinth seal.



The installation of LabTecta-STAX™ seals at Total had to take place during a scheduled plant shut down in June 2009. Unfortunately no detailed drawings of the bearing houses were available and so it was not possible to proceed with the design and manufacture of the seals in advance of the shutdown. As a result the machine was transported to a turbine repair shop where it was stripped to take full measurements.

The LabTecta-STAX™ seals designs were modified accordingly. The customer needed a very quick delivery to ensure no loss of production. One of the main problems was the very short outboard lengths due to the presence of existing steam deflectors and oil flingers. The AES engineers managed to modify the design to enable the LabTectas to fit into the existing groove of the OEM labyrinth seals with an outboard length of less than 0.25" (6.35mm).

The LabTectas were delivered within one week of taking measurements of the steam turbine and bearing housings. The turbine has been running perfectly since June 2009.




LabTecta-ST™ Cross section

The LabTecta™ type STAX which is especially developed for use in steam turbines has the following advantages compared with the standard LabTecta™:

- Suitable for high temperatures
- Aflas® o-rings as standard
- Extra axial clearance for thermal expansion
- Incorporates high temperature graphite gaskets

Case reference by C.J. Wagner AESSEAL Benelux BV, October 2009.



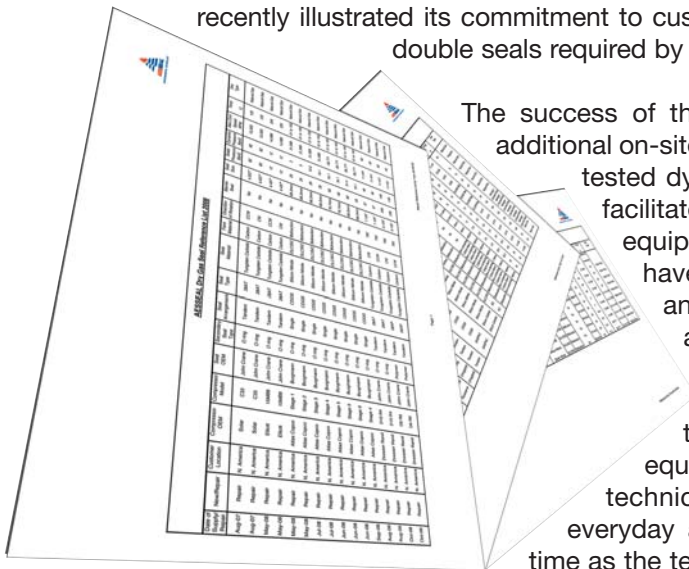
For more information, TRN can be contacted via Reliability@TRN.nl or please review the AESSEAL® Bearing Protection for Steam Turbines brochure (left).

Refurbishment of Dry Gas Seals - Sales 'lift off'

As part of a detailed quotation for the repair of a dry gas seal, customers receive a full condition report, scope of repair work and test schedule. When the repair is completed and the seal is dynamically tested they also receive a full certification pack, all test results, and a CD of the actual test plus a post test inspection report. All work is guaranteed with every DGS order.



To date, DGS repairs have been conducted on seals from Asia and America as well as Europe. AESSEAL® recently illustrated its commitment to customer service by repairing and witness testing a pair of double seals required by a customer within a 4 week period. (see below right).



The success of the repair program brought about the need to provide additional on-site facilities for customers wishing to view their seals being tested dynamically in accordance with API 617 requirements. To facilitate this, a brand new witness testing area has been equipped recently (see below left). This enables customers to have full access to the test rigs via CCTV and computer links which monitor all test activity from within the comfort of a lounge. In addition to the links to the test activities the lounge is also equipped with wi-fi, conference and technical facilities to enable visitors' everyday activities to proceed at the same time as the tests.



DGS repaired recently for UK based petroleum company

AESSEAL® Witness Testing Facility



LabTecta™ - The seal of choice

Fin fan heat exchangers are common in the Refinery / Petro-chemical sector as well as other industries using hot processes. Most of these use vertically mounted motors.

A refinery in Europe was searching for a better solution for sealing the motors on its fin fan heat exchangers. After evaluating many sealing options, this customer chose the LabTecta™ as the seal of choice.

Nine LabTecta-TEs in shaft sizes from 50 to 70mm were installed on new motors in January 2009. See Case Reference 3529 for further details.



LabTecta-TE™ installed




AESSEAL Malaysia Case Studies

In July 2008, AESSEAL Malaysia supplied two units of 1.750" CAPI-CS™ Type A to be fitted to a crude oil pump at a Malaysian offshore company Platform in East Malaysia. The AESSEAL® CAPI-CS™ Type A seals replaced competitor seals and were installed on to United Pump Model: 3" MS -A 4 STG. The design features of the AESSEAL® CAPI™ seals with stationary seal face, where the springs are not in contact with the slurry crude oil, have improved the seal and equipment reliability. The customer is very happy with the AESSEAL® CAPI-CS™ Type A seals, which have been fitted to 'mature equipment' and AESSEAL Malaysia has sold an additional four units to them in mid 2009.

In May 2009, AESSEAL Malaysia supplied two units of 30mm CAPI™ Type A to be fitted to a Hydrocarbon Condensate pump at a Malaysian offshore company Platform in East Malaysia. The AESSEAL® CAPI™ Type A seal replaced a competitor seal and was installed on to a Flowserve 10 WUC - 2H -3 pump. Again, the design features of the AESSEAL® CAPI™ flexible stationary seal face has improved the seal and 'mature equipment' reliability. The customer is happy with AESSEAL Malaysia for providing the technical support and fast delivery.

AESSEAL Malaysia has supplied nine units of 95.3mm LabTecta™ to be fitted to Nuovo Pignone Pump Model: 8 X 10 DSTHF / 2ST at a Malaysian Gas Processing Plant in Malaysia. Every Nuovo Pignone pump has three LabTectas to replace the existing aluminium bush.



July 2008 before (below) and after (above) - CAPI-CS™ Type A



AESSEAL Malaysia has provided the support during the LabTecta™ installation and supervised the start up. The customer is happy with the performance of the LabTecta™. No leakage has been found since the pump has been in operation. AESSEAL Malaysia has sold another 18 pcs of LabTecta™ to the company.

Engineered Sealing Systems Division

In January 2009, AESSEAL® opened a second manufacturing facility for its Engineered Sealing System Division to satisfy the growing requirement for Complex Systems. This facility, which employs coded welders, delivered its first order in January 2009 to Petrobras, a leading Brazilian oil producer, with refineries, production and exploration areas in Brazil.



Throughout the year, the new business unit has supplied engineered systems to many Oil and Gas customers including SASOL in South Africa and Murco in the UK. The UK Systems manufacturing facility is now PED certified (Module D, B1 and H1). The AESSEAL® Coldweld System manufacturing facility in India is also currently certified to PED (Module D1).

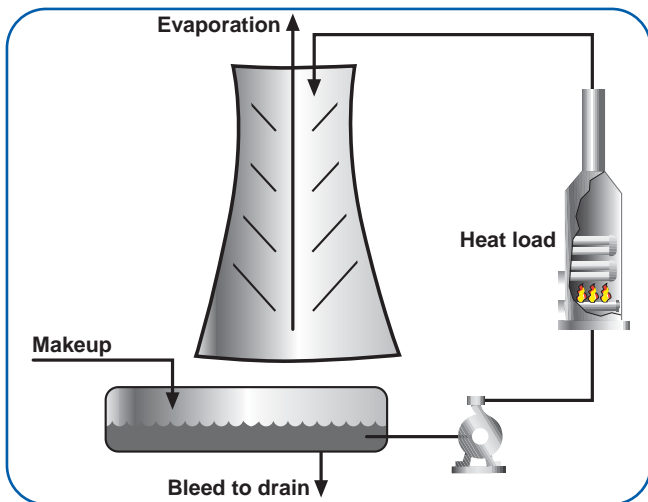
AESSEAL® is one of the few global Mechanical Seal and System suppliers which can legally supply complex systems which are fully PED certified.

T.I.G. (Tungsten Inert Gas) arc welding a stainless steel coupling into a Pumpacc access cover plate - AESSEAL plc Complex Systems Division, Mangham Road, Rotherham

Seal Cooling - Cooling Tower Issues & Losses

Cooling of mechanical seals in Hydrocarbon industries can have a significant effect on seals' reliability. Traditionally the industry has used shell and tube heat exchangers. These are connected to plant cooling water circuits and ultimately cooling towers. Illustrated below is a simplified cooling circuit where the heat load from the machinery is circulated through the cooling tower and then back to the machinery. The energy losses and inefficiencies within a cooling tower are often ignored or not understood. With each pass of the tower, water is lost to evaporation. This has to be replenished by 'make-up water'.

With the continuous evaporation of the cooling media, an accumulation of salt builds up and this leads to accelerated fouling of coolers. To prevent increasing concentration and associated fouling of the pipework and coolers, a proportion of the water is continuously bled or blown down to drain. The combined evaporation & blow down losses typically exceed 5% and make up water is required to replenish the losses. Make up water has to be pumped and treated. Blow down water has to be treated prior to disposal. All of these processes absorb energy and add to cost. Cost of make up water & blown down water at a major UK Petrochem complex is £0.36 per tonne (\$0.60/€0.40).



Simplified Plant Cooling Circuit


$$\text{Evaporation}(E) = (0.0153) * (\text{Recirculation rate, } R) * (\Delta t \text{ } ^\circ\text{C across tower, } dT)$$

$$\text{Makeup (MU)} = \text{Evaporation (E)} + \text{Bleed (B)} + \text{Uncontrolled losses}$$

The systems and the calculation of energy and cost are complex and will vary from plant to plant, however reducing heat load on cooling towers is very desirable on both mature and new plants to prevent these losses and improve plant efficiency.


Alternative Methods Seal Gland Coolers

The localised water coolers (or heat exchangers) used on many seal cooling piping plans can be replaced by natural air coolers or finned pipe coolers.



Many of these systems rely on a pumping ring (left) or device within the seal to circulate the liquid through the cooler. Historically the effectiveness of these devices has been limited by their inability to push fluid against the resistance of long lengths

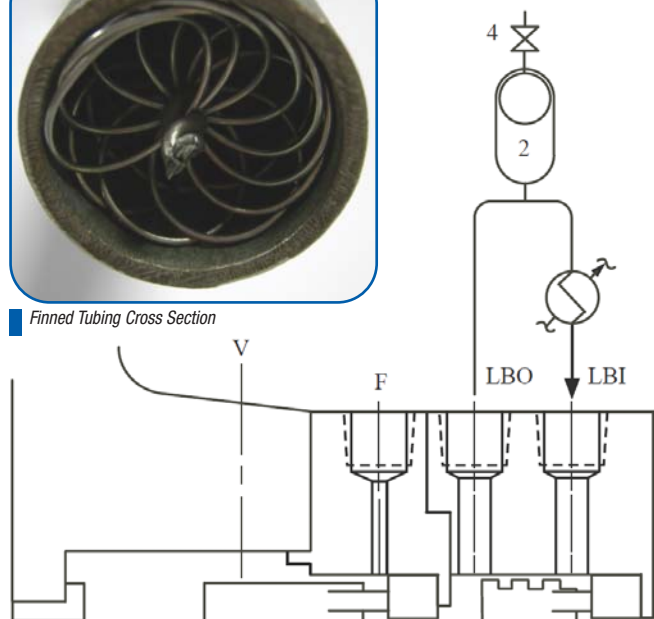
of finned pipe (right). Mechanical seal pumping ring technology has significantly advanced over the last decade. The higher flow rates and differential head capability of these devices have extended the application envelope and the use of highly efficient finned coolers with tabulators is now possible.



The relative cost differential is low. Typically a flange-mounted water cooler will cost £894 (\$1500 / €1000) as opposed to a similar finned tube air cooler, typically £1490 (\$2500 / €1700).



Finned Tubing Cross Section



Plan 53B flush plan



ENVIRONMENTAL TECHNOLOGY

Our Purpose: 'To give our customers such exceptional service that they need never consider alternative sources of supply.'

 AESSEAL plc, Rotherham, UK	Tel: +44 (0) 1709 369966	rotherham@aesseal.com
 AESSEAL plc, Derby, UK	Tel: +44 (0) 1332 366738	derby@aesseal.co.uk
 AESSEAL plc, Peterborough, UK	Tel: +44 (0) 1733 230787	peterborough@aesseal.co.uk
 AESSEAL plc, Hamilton, UK	Tel: +44 (0) 1698 540422	scotland@aesseal.co.uk
 AESSEAL plc, Middlesbrough, UK	Tel: +44 (0) 1642 245744	northeast@aesseal.co.uk
 AESSEAL plc, Upminster, UK	Tel: +44 (0) 1708 256600	se@aesseal.co.uk
 AESSEAL plc, Pontypridd, UK	Tel: +44 (0) 1443 844330	ponty@aesseal.co.uk
 AESSEAL plc, Warrington, UK	Tel: +44 (0) 1925 812294	warrington@aesseal.co.uk
 AESSEAL (MCK) Ltd, Lisburn, UK	Tel: +44 (0) 28 9266 9966	salesmck@aesseal.co.uk
 AESSEAL Ireland Ltd, Lisburn, UK	Tel: +44 (0) 28 9266 9966	sales.ireland@aesseal.co.uk
 AESSEAL Ireland Ltd, Co Cork, Eire	Tel: +353 (0) 214 633477	sales.ireland@aesseal.com
 AESSEAL Inc, Rockford, TN, USA	Tel: +1 865 531 0192	usa@aesseal.com
 AESSEAL Inc, Kingsport, TN, USA	Tel: +1 423 224 7682	kportadmin@aesseal.com
 AESSEAL Midwest Inc, Marion, IA, USA	Tel: +1 319 377 0170	midwest@aesseal.com
 AESSEAL Inc, NE, Fairfield, ME, USA	Tel: +1 207 453 6915	neadmin@aesseal.com
 AESSEAL Inc, NW, Longview, WA, USA	Tel: +1 360 414 0118	nwadmin@aesseal.com
 AESSEAL ALAA, Jubail, Saudi Arabia	Tel: +966 3 361 7461	sales.aesseal@afi.com.sa
 AESSEAL Argentina SA, Buenos Aires, Argentina	Tel: +54 11 4744 0022	aesseal@aesseal.com.ar
 AESSEAL Australia Pty Ltd, Seventeen Mile Rocks, Australia	Tel: +61 7 32791144	customer.service@aesseal.net.au
 AESSEAL Benelux BV, Breda, Holland	Tel: +31 (0) 76 564 9292	seal@aesseal.nl
 AESSEAL Brasil Ltda, São Paulo, Brazil	Tel: +55 11 5891 5878	aessealbrasil@aesseal.com.br
 AESSEAL Canada Inc, Vancouver, Canada	Tel: +1 604 535 7512	vanadmin@aesseal.com
 AESSEAL Chile SA, Providencia Santiago, Chile	Tel: +56 2 2343022	aesseal@aesseal.cl
 AESSEAL China Ltd, Ningbo, China	Tel: +86 (0) 574 8823 2888	service@aesseal.com.cn
 AESSEAL Colombia S.A., Bogota, Colombia	Tel: +57 (1) 634 9095	info@aesseal.com.co
 AESSEAL Czech sro, Brno, Czech Republic	Tel: +420 543 212 489	aesseal@aesseal.cz
 AESSEAL Danmark, A/S, Køge, Denmark	Tel: +45 56 64 14 00	mail@aesseal.dk
 AESSEAL Deutschland AG, Bad Orb, Germany	Tel: +49 (0) 6052 918810	info@aesseal.de
 AESSEAL Deutschland GmbH, Kronau, Germany	Tel: +49 (0) 7253 8090	gmbh@aesseal.de
 AESSEAL Finland OY, Muurame, Finland	Tel: +358 1433 84500	aesseal@aesseal.fi
 AESSEAL France SARL, Nieppe, France	Tel: +33 320 172850	aes.info@aesseal.fr
 AESSEAL India Pvt. Ltd, Pune, India.	Tel: +91 2113 302222	aesseal@aesseal.in
 AESSEAL India Pvt. Ltd, Hyderabad, India.	Tel: +91 40 2309 2999	indiainfo@aesseal.in
 AESSEAL India Pvt. Ltd, Chennai, India.	Tel: +91 44 2481 7786	chennai@aesseal.in
 AESSEAL India Pvt. Ltd, Visakhapatnam, India.	Tel: +91 891 2792 722	vizag@aesseal.in
 AESSEAL Coldweld Pvt. Ltd, Vasai (East), Thane, India.	Tel: +91 0250 2453220	mail@aescoldweld.com
 AESSEAL Italia SRL, Gallarate, Italy	Tel: +39 0331 799 952	info@aesseal.it
 AESSEAL Malaysia, SDN BHD, Selangor, Malaysia	Tel: +603 806 21233	selangor@aesseal.com.my
 AESSEAL Malaysia, SDN BHD, Pahang, Malaysia	Tel: +609 583 6133	kuantan@aesseal.com.my
 AESSEAL Malaysia, SDN BHD, Johor, Malaysia	Tel: +607 388 8323	johor@aesseal.com.my
 AESSEAL Mexico, S de RL de CV, Mexico City, Mexico	Tel: +52 833 226 9551	info-support@aessealmx.com
 AESSEAL Norway AS, Oslo, Norway	Tel: +47 2273 6849	aesseal@aesseal.no
 AESSEAL Polska, SP ZO.O, Bielsko Biala, Poland	Tel: +48 33 818 4135	aesseal@aesseal.com.pl
 AESSEAL Univeda LDA, Lisbon, Portugal	Tel: +351 217 969212	geral@aesseal.pt
 AESSEAL Russia, Koroliov City, Moscow, Russia	Tel: +7 495 777 4011	aesseal@podlipki.ru
 AESSEAL Pty Ltd, Durban, South Africa	Tel: +27 (0) 31 903 5438	durban@aesseal.co.za
 AESSEAL Pty Ltd, Johannesburg, South Africa	Tel: +27 (0) 11 466 6500	admin@aesseal.co.za
 AESSEAL Ibérica SL, Tarragona, Spain	Tel: +34 977 55 43 30	info@aesseal.es
 AESSEAL Sweden AB, Stockholm, Sweden	Tel: +46 (0) 8 55602870	kundservice@aesseal.se
 AESSEAL Vo Lee Ltd, Kaohsiung City, Taiwan	Tel: +886 7 310 0630	info@aesseal.com.tw
 AESSEAL Turkiye, Istanbul, Turkey	Tel: +90 (0) 216 304 0237	info@aesseal.com.tr
 AESSEAL Uruguay, Montevideo, Uruguay	Tel: +598 2 916 1040	ventas@aesseal.com.uy

web: <http://www.aesseal.com> email: seals@aesseal.com

Due to continuously fluctuating exchange rates this document assumes that UK £1 is equal to US \$1.68 / €1.1